

Class 4

*Understanding
Person-Driven Planning*



Welcome

 **Speak up**

Through the Speak Up Class we provide the language, knowledge and tools to ensure that you will have a powerful voice in leading your own Person-Driven Plan and are not afraid to confront, to listen, and to see new possibilities for your future.

Recap: Last Week's Big Ideas

Open your workbook to the big ideas you wanted to remember from last week.

Take a moment to reflect and talk to those around you.





What is Person-Driven Planning?

Take a moment to think about:

What do you know about
Person Driven Planning?

What questions do you have?



A Little Background on Person-Driven Planning

Video Link: <https://youtu.be/y77y7XW8GtE>




What Does Person-Driven Planning Mean to You?

Person-Driven Planning



Person-Driven Planning is a process used to help people with disabilities plan for their future.

In Person-Driven Planning, groups of people listen to and focus on the person with a disabilities' vision of what they would like to do in the future.




Person-Driven Planning



This "Person-Driven" team meets to identify opportunities for the focus person to develop personal relationships, participate in their community, increase control over their own lives, and develop the skills and abilities needed to achieve these goals.

The team takes action to make sure that the strategies discussed in planning meetings are implemented.






Think. Brainstorm. Share.

Who would be on your team?

Why is it important for you to lead your team?

How do you create the life you want?



***Person Driven
Planning***

=

***Planning
for the Future***

Future Planning
It's Possible *and* Necessary

Video Link: <https://youtu.be/1Z0m2MJsStw>

Tabletop Graffiti

*Experiences That
Make for a Full Life*



Tabletop Graffiti

1. Each table will get a paper with a different question on it.
2. You will have 10 minutes to respond to the question on your paper.
3. Choose someone to write for the group.
4. Work as a team to come up with ideas.
5. When the timer goes off you will pass your paper to the next table.
6. We will pass the papers in a clockwise rotation.
7. When you get the new paper, read the question and work together to respond.
8. Repeat this until you have answered all of the questions.
9. We will talk about the questions and our answers when the activity is over.

Big Ideas From Today



What Do I Want to Remember?

Write at least three big ideas
in your workbook.

Add details that will help you
remember important information.

